

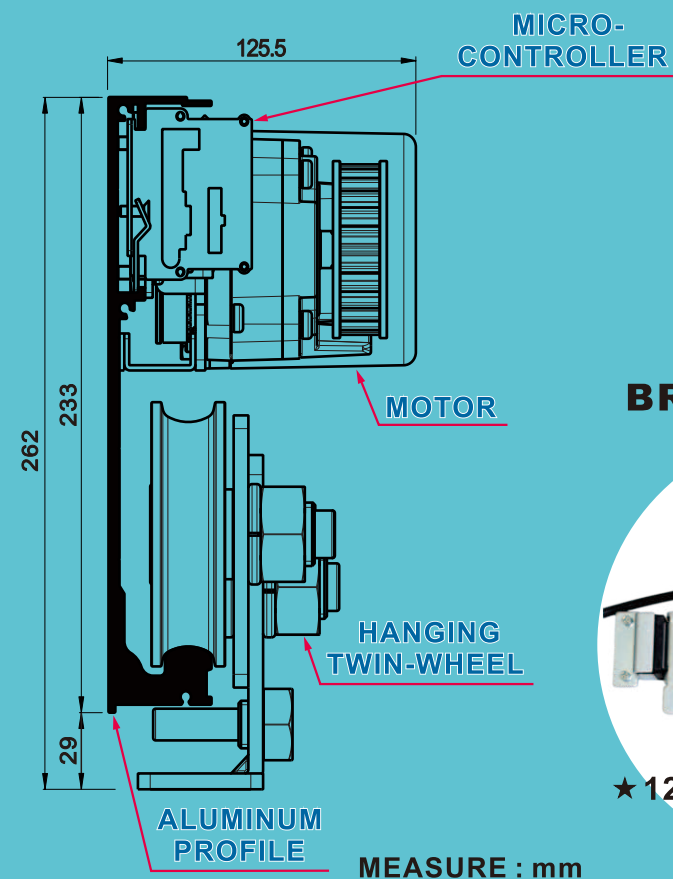
# **H-8** **HEAVY DUTY DOOR** *AUTOMATIC DOOR SYSTEM SERIES*

** KING TA HAN TECHNOLOGY CO. LTD.**


Location: Kaohsiung, Taiwan  
 Global Website: <http://www.kth-automaticdoor.com>  
 E-mail address: [export@kthtw.com](mailto:export@kthtw.com)  
[kth@kthtw.com](mailto:kth@kthtw.com)



# KTH H-8 HEAVY DUTY DOOR




## BRUSHLESS DC MOTOR



★ 120W BRUSHLESS DC MOTOR

## DURABLE HANGERS

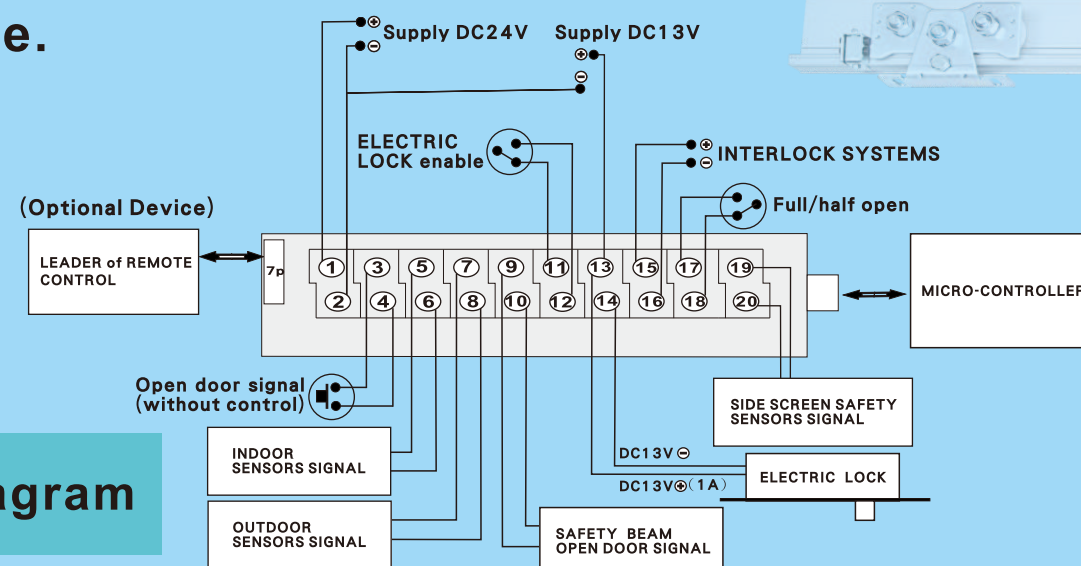


## MICRO-CONTROLLER



★ Intelligence operator provides 8 functions of door's motions.

- Install in factories, hospitals , airports, military bases and other high security areas to be protected.
- Special tracks and wheels, carrying heavier and more stable.
- Using a large radius of the pulley and greatly reduce noise and enhance the useful time.



H-8 Wiring diagram

TYPE	H-8	
MODEL	SINGLE-WINGED	BI-PARTING
DOOR WEIGHT	500kg X1(DOOR)	400kg X2(DOOR)
DOOR WIDTH	500mm~6000mm	500mm~6000mm
INSTALL WAY	SURFACE INSTALL	SURFACE INSTALL
MOTOR	DC24V 120W BRUSHLESS DC MOTOR	
CONTROL	STANDARD MICRO-CONTROL	
POWER CONSUMPTION	120W	
VOLTAGE	AC100V~240V	
ENVIRONMENTAL TEMPERATURE	-20℃~+50℃	
VOLUME	60 DECIBEL(MAX.)	
STARTING SPEED	300mm/SEC.	250mm/SEC.
STARTING TIMES	0~20 SEC. (REGULABLE)	
TRANSMISSION IMPORTANT CONDITION	RACK BELT S8M	
OPENING DOOR RANGE	FULL/HALF-OPEN (REGULABLE)	
PFC POWER EFFICIENCY	0.95(IN AC100V FULL LOAD)	
TRACTION FORCE	WHEN POWER OFF THE DOOR CAN BE OPENED BY MANUAL	